

- 1 pole 8 A, 1 CO or 1 NO contact
- 4 kV coil-contact
- Vertical and horizontal version
- Version with bifurcated contacts
- Wash tight
- Versions with AgNi 0.15 or AgNi20 contact material:
RoHS compliant (Directive 2002/95/EC) as per
product date code 0426

Applications

I/O modules, heating control, timers



F0151-B

Approvals

REG.-Nr. 5146, us E214024
Technical data of approved types on request

Contact data

Contact configuration	1CO or 1NO		
Contact set	single cont.	single cont.	twin contact
Type of interruption	micro disconnection		
Rated current	8 A	5 A	5 A
Rated voltage / max.switching voltage AC	240/400 VAC		
Maximum breaking capacity AC	2000 VA	1250 VA	1250 VA
Limiting making capacity, max 4 s, duty factor 10%	15 A		
Contact material	AgCdO; AgNi20	AgNi0,15	AgNi0,15
Mechanical endurance	20x10 ⁶ cycles		
Rated frequency of operation with / without load	6 / 1200 min ⁻¹		

Contact ratings

Type	Load	Cycles
-A102	4 A, 30 VDC, resistive	2x10 ⁶
-A102	1 A, 24 VDC, inductiv L/R=40ms	2x10 ⁵
-A402	1 A, 230 VAC, cosφ=0.4	5x10 ⁵

Coil data

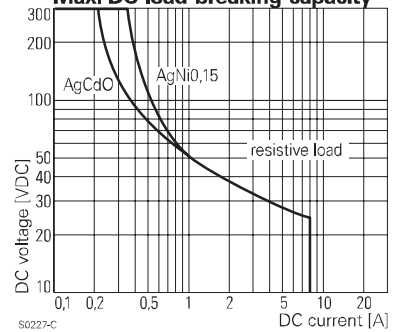
Rated coil voltage range DC coil	6...60 VDC
Coil power DC coil	450...500 mW

Coil versions, DC-coil

Coil code	Rated voltage VDC	Operate voltage VDC	Release voltage VDC	Coil resistance Ohm	Rated coil power mW
001	6	4.0	0.6	80±10%	450
002	12	8.0	1.2	330±10%	436
006	24	16.0	2.4	1200±15%	480
013	48	32.0	4.8	4700±15%	490
023	60	40.0	6.0	7200±15%	500

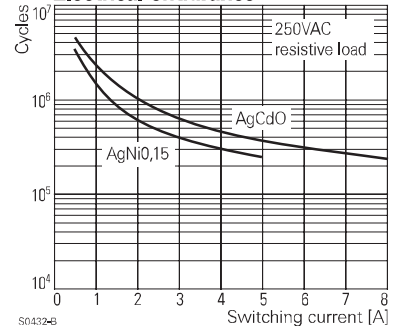
All figures are given for coil without preenergization, at ambient temperature +23°C
Other coil voltages on request

Max. DC load breaking capacity



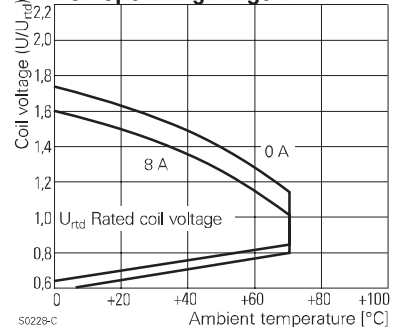
S0227-C

Electrical endurance



S0432-B

Coil operating range DC



S0228-C

Insulation		
Dielectric strength coil-contact circuit	4000 V _{rms}	
open contact circuit	1000 V _{rms}	
Clearance / creepage coil-contact circuit	≥ 4 / 4 mm	
Material group of insulation parts	IIIa	
Tracking index of relay base	PTI 225	
Insulation to IEC 60664-1		
Type of insulation coil-contact circuit	basic	
open contact circuit	functional	
Rated insulation voltage	250 V	
Pollution degree	3	2
Rated voltage system	230 V	400 V
Overtoltage category	III	

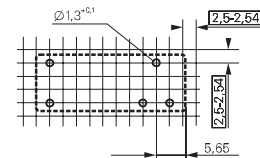
Other data	
RoHS - Directive 2002/95/EC	
Versions with AgNi 0.15 or AgNi20 contact material:	
RoHS compliant (Directive 2002 / 95 / EC) as per product date code 0426	
Flammability class according to UL94	V-0
Ambient temperature range	-40...+70°C
Operate- / release time	typ. 7 / 3 ms
Bounce time NO / NC contact	typ. 0,5 / 3 ms
Category of protection	RTIII-wash tight
Mounting	pcb
Mounting distance	5 mm
Resistance to soldering heat	260°C / 5 s
Relay weight	14 g
Packaging unit	20 / 400 pcs

Accessories	
For details see datasheet	Accessories Card E

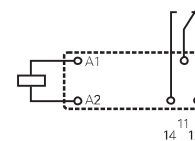
PCB layout / terminal assignment

Bottom view on solder pins

Vertical version

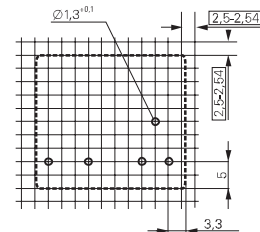


S0257-AH

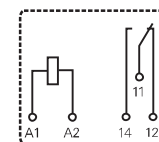


S0257-AB

Horizontal version



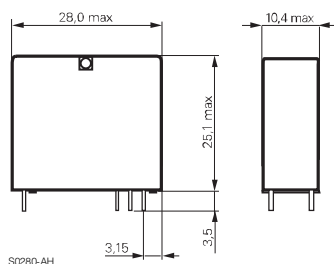
S0257-AI



S0257-AE

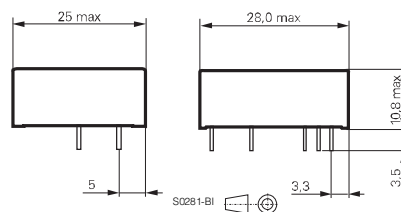
Dimensions

Vertical version



S0280-AH

Horizontal version



S0281-BI

Power PCB Relay Card E (Continued)

Product key

V 2 3 0 5 7 - 0 -

Type		
Version	A horizontal	B vertical
Version	0 standard	2 flux proof
Coil	001 6 VDC 002 12 VDC 006 24 VDC	013 48 VDC 023 60 VDC
Contact set	A single contact	B bifurcated contact (CO version only)
Contact material	1 AgNi 0.15 2 AgNi 20	4 AgCdO
Contact configuration	01 1 CO contact	02 1 NO contact

Other types on request

Product key	Version	Cont.type	Cont.material	Cont.config.	Coil	Part number		
V23057-A0002-A101	horizontal	single contact	AgNi 0.15	1 CO	12 VDC	0-1393215-4		
V23057-A0002-A401			AgCdO	contact		0-1393215-9		
V23057-A0006-A101			AgNi 0.15			24 VDC	2-1393215-1	
V23057-A0006-A401			AgCdO				2-1393215-5	
V23057-A0006-A402						1 NO cont.	2-1393215-7	
V23057-A0013-A101			AgNi 0.15			1 CO	48 VDC	3-1393215-8
V23057-A0013-A401			AgCdO			contact		4-1393215-0
V23057-A0023-A101			AgNi 0.15				60 VDC	5-1393215-5
V23057-A0023-A401			AgCdO					5-1393215-6
V23057-B0002-A101			vertical	single contact	AgNi 0.15		12 VDC	6-1393215-7
V23057-B0002-A401	AgCdO						7-1393215-1	
V23057-B0002-A402						1 NO cont.	7-1393215-2	
V23057-B0006-A101	AgNi 0.15					1 CO cont.	24 VDC	7-1393215-5
V23057-B0006-A102						1 NO cont.		7-1393215-9
V23057-B0006-A401	AgCdO					1 CO cont.		8-1393215-5
V23057-B0006-A402						1 NO cont.		8-1393215-6
V23057-B0013-A101	AgNi 0.15					1 CO	48 VDC	9-1393215-4
V23057-B0013-A401	AgCdO					contact		9-1393215-6
V23057-B0023-A401							60 VDC	0-1393216-6