
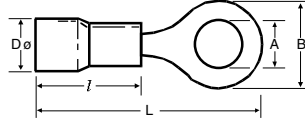


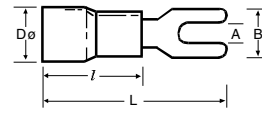
Kablo Pabuçları / Insulated Terminals

İzoleli Tip Kablo Pabuçları E-Cu malzeme üzeri kalay kaplı olup, izolasyon kısımları PVC malzemeden üretilmiştir.

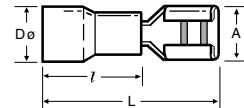
Insulated Terminals are made of E-Cu with tin - plating. Insulation parts are made of PVC.

Kablo Pabuçları - İzoleli / Yuvarlak Uçlu
Insulated Terminals / Ringtype

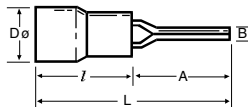
Sip. No. Cat.No.	Tip/Type	Kesit Cross-sec. (mm ²)	A	B	Dø	L	I	Amb. Paket Package
590010	KYK - 301	0.5 - 1.5	3.2	5.5	4.3	16.0	9.9	150
590011	KYK - 351	0.5 - 1.5	3.7	6.6	4.3	18.7	9.9	150
590012	KYK - 401	0.5 - 1.5	4.3	6.0	4.3	20.0	9.9	150
590013	KYK - 501	0.5 - 1.5	5.3	8.0	4.3	20.5	9.9	125
590014	KYK - 601	0.5 - 1.5	6.4	11.0	4.3	25.5	9.9	100
590015	KYK - 801	0.5 - 1.5	8.4	12.0	4.3	27.0	9.9	100
590020	KYK - 302	1.5 - 2.5	3.2	5.5	4.8	18.0	9.9	125
590021	KYK - 402	1.5 - 2.5	4.3	8.0	4.8	20.5	9.9	125
590022	KYK - 502	1.5 - 2.5	5.3	9.5	4.8	22.0	9.9	100
590023	KYK - 602	1.5 - 2.5	6.4	10.5	4.8	26.0	9.9	100
590024	KYK - 802	1.5 - 2.5	8.4	12.0	4.8	27.5	9.9	100
590025	KYK - 1002	1.5 - 2.5	10.0	14.5	4.8	32.0	9.9	75
590030	KYK - 406	2.5 - 6.0	4.3	9.5	6.6	26.5	13.5	100
590031	KYK - 506	2.5 - 6.0	5.3	9.5	6.6	27.0	13.5	100
590032	KYK - 606	2.5 - 6.0	6.4	11.0	6.6	29.0	13.5	75
590033	KYK - 806	2.5 - 6.0	8.4	14.0	6.6	34.0	13.5	50
590034	KYK - 1006	2.5 - 6.0	10.0	15.0	6.6	35.5	13.5	50
590035	KYK - 1206	2.5 - 6.0	13.0	19.0	6.6	39.0	13.5	50

Kablo Pabuçları - İzoleli / Çatal Uçlu
Insulated Terminals / Forktype

Sip. No. Cat.No.	Tip/Type	Kesit Cross-sec. (mm ²)	A	B	Dø	L	I	Amb. Paket Package
591010	KÇK - 301	0.5 - 1.5	3.2	5.7	4.3	20.5	9.9	150
591011	KÇK - 351	0.5 - 1.5	3.7	6.4	4.3	20.0	9.9	150
591012	KÇK - 401	0.5 - 1.5	4.3	6.4	4.3	20.5	9.9	150
591013	KÇK - 501	0.5 - 1.5	5.3	8.5	4.3	20.5	9.9	125
591014	KÇK - 601	0.5 - 1.5	6.4	11.0	4.3	26.0	9.9	100
591021	KÇK - 352	1.5 - 2.5	3.7	6.4	4.8	20.5	9.9	100
591022	KÇK - 402	1.5 - 2.5	4.3	6.4	4.8	20.5	9.9	100
591023	KÇK - 502	1.5 - 2.5	5.3	8.5	4.8	20.5	9.9	100
591024	KÇK - 602	1.5 - 2.5	6.4	11.0	4.8	27.0	9.9	100
591030	KÇK - 406	2.5 - 6.0	4.3	7.1	6.5	25.5	13.5	100
591031	KÇK - 506	2.5 - 6.0	5.3	9.5	6.5	26.0	13.5	75
591032	KÇK - 606	2.5 - 6.0	6.4	12.0	6.5	32.5	13.5	50

Faston Kablo Pabuçları - İzoleli / Dişi
Insulated Terminals / Female Disconnect

Sip. No. Cat.No.	Tip/Type	Kesit Cross-sec. (mm ²)	A	Dø	L	I	Amb. Paket Package
593010	KFD - 1288	0.5 - 1.5	2.8 x 0.8	4.3	19.0	9.8	200
593011	KFD - 1488	0.5 - 1.5	4.8 x 0.8	4.3	19.0	9.8	200
593012	KFD - 1638	0.5 - 1.5	6.3 x 0.8	4.3	20.5	9.8	100
593020	KFD - 2488	1.5 - 2.5	4.8 x 0.8	4.9	19.0	9.8	200
593021	KFD - 2638	1.5 - 2.5	6.3 x 0.8	4.9	20.5	10.0	100
593030	KFD - 5638	2.5 - 6.0	6.3 x 0.8	6.6	24.6	13.7	100

Kablo Pabuçları - İzoleli / İğne Uçlu
Insulated Terminals / Pinconnectors

Sip. No. Cat.No.	Tip/Type	Kesit Cross-sec. (mm ²)	A	B	Dø	L	I	Amb. Paket Package
592010	KIK 1/1.5	0.5 - 1.5	12.0	1.9	4.3	22.0	9.9	200
592020	KIK 1/2.5	1.5 - 2.5	12.0	1.9	4.7	22.0	9.9	200
592030	KIK 6	2.5 - 6.0	14.5	2.6	6.6	28.0	13.5	100